



Specifications and technical data are subject to change without notice.  
Please contact to confirm relevant information on ordering.

📍 No.18, Gutang Rd, Shanghai 201209, China  
 ☎️ +86 21 5032 0898  
 📠 +86 21 5032 0828  
 ✉️ info@ebasee.com  
 🌐 www.ebasee.com



Copy right reserved EBS.NO.2021001

**Ebasee**  
Smart Living Green Ebasee



**CONTROL ELECTRIC**



# COMPANY PROFILE

As a leading supplier in the low voltage electrics industry, Shanghai Ebasee Electric Co., Ltd. products have been used for residential, commercial and industrial applications with its quality and service. EBASEE brand is recognized for its quality and reliability in an ever-increasing number of markets worldwide. So far EBASEE products have been approved by international labs including BV, TUV, Intertek, with KEMA, CB, SEMKO, RoHS, CE, and CCC etc.

With qualified raw materials and components supply, all products are manufactured by EBASEE's defined international specifications. We have 4 semi-auto production lines, up-to-date quality control facilities, well-trained and experienced workers. Moreover, with a technical R & D team and fully equipped in-house laboratory, EBASEE factory can carry out efficient new products development, daily production and QC.

EBASEE have a wide range of cooperations with world leading companies in new products development, OEM and ODM cooperation. Meanwhile, we process the idea of green and smart energy, working with universities such as Xi'an Jiao Tong University to get more intelligent and environmental electric solutions.


EBASEE focused on achieving growth through the success of worldwide partners. Guided by the philosophy of "market-oriented", powered by the idea of "Quick response and flexible supply", EBASEE support our worldwide partners to compete against established global players, to deliver the most systematic and cost-effective products and service in the market.

"Smart life, Green EBASEE"



Quality is our culture!

## PRODUCTION LINE

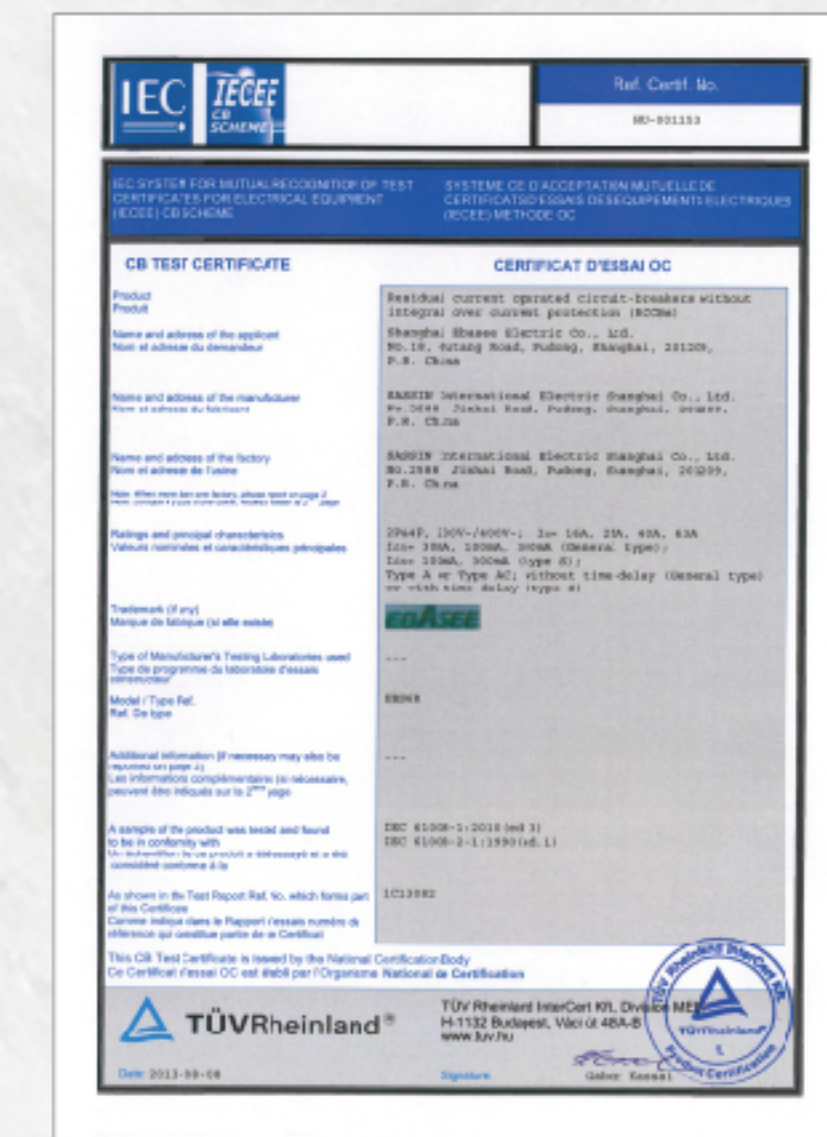
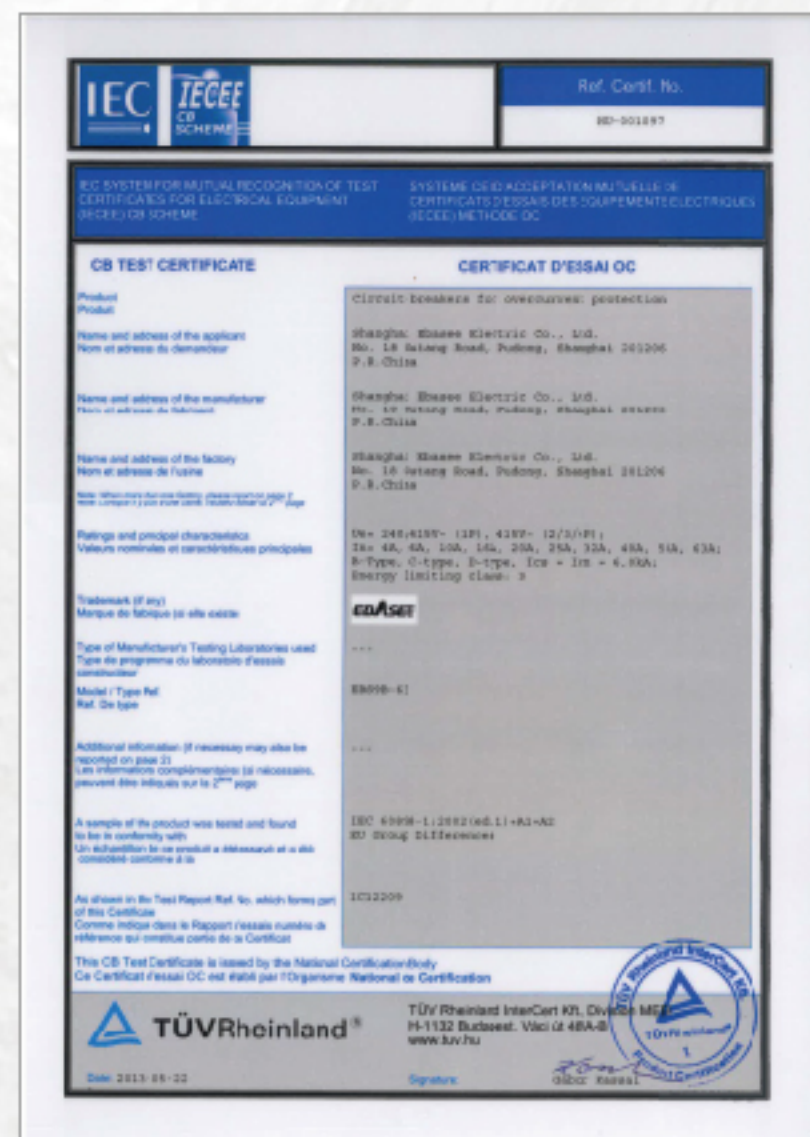


# SMART LIVING GREEN EBASEE



## INTERNATIONAL QUALITY CERTIFICATE

EBASEE products have been approved by international labs including BV, TUV, Intertek, with KEMA, CB, SEMKO, RoHS, CE, and CCC etc.

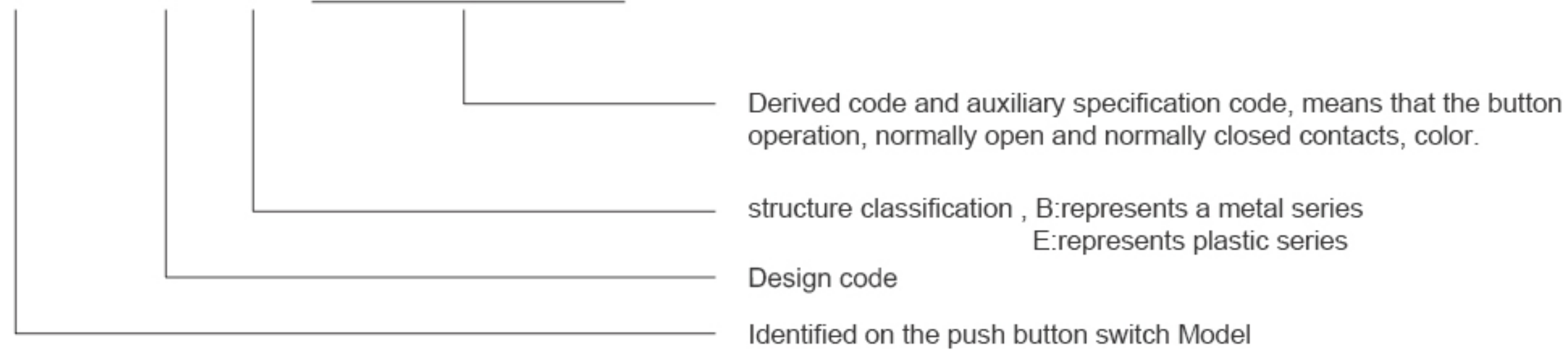


## 1. Function

EBSA2 A4 A5series button is suitable for AC 50Hz and 60Hz, rated operation voltage up to 380V and DC 250V in the industrial control circuits, used as electromagnetic starter, contactors, relays and others' control of electrical lines.

## 2. Nomenclature

EBSA2 - B - 1 2 3 4 5 6 7



## 3. Specifications

### 3.1. Technical Parameters

Rated insulating voltage $U_i$ (V)	415				
Conventional free air Thermal current $I_{th}$ (A)	10				
Rated operational voltage $U_e$ (V)	380	250	240	125	
Rated operational current $I_e$ (A)	AC-15	2.5	-	3	-
	DC-13	-	0.27	-	0.55

### 3.2. Lamp Beads Specifications

Lamp type	LED light-emitting diodes		
Rated Voltage	AC/DC 6V	AC/DC 12V	AC/DC 24V
	AC/DC 110V	AC/DC 220V	AC/DC 380V
Lamp beads life	≥5000h		
Light Color			
Voltage limits	0.85 $U_e$ ≤ U ≤ 1.1 $U_e$		

### 3.3. Part Material EBSA2

Type	head part	mid-rise	contact	switch case
EBSA2-B metal series	Zinc Alloy	Zinc Alloy	Silver alloy	PBT
EBSA2-E plastic series	nylon	nylon		

## 3.4. Features

Environment	
Standard	GB 14048.5-2008、IEC 60947-5-1
Ambient temperature	-25℃ - +55℃
Vibration resistance	<500HZ, amplitude about 1.0mm
Shock resistance	≥10g
Protection grade	IP40 can be customized IP65

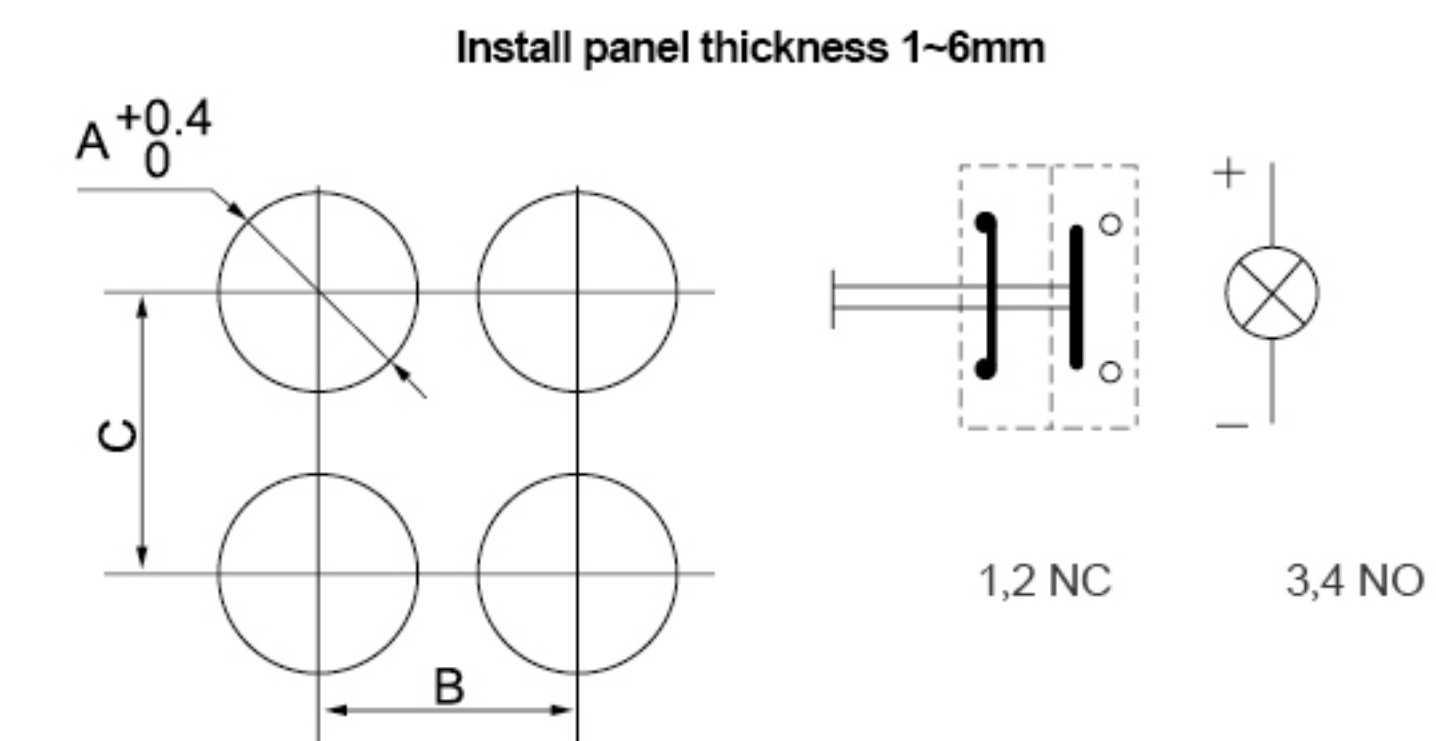
## 3.5. Contact Features

Contact Action	Slow-action (normally closed or normally open); normally closed contact directly off
Contact resistance	≤50mΩ
Mechanical life	Automatic reset button Automatic reset button more than 1 million times, and the remaining 100,000 times or more
Electrical life	AC 10,000 times or more
Short-circuit protection	RT16-10A
Wiring	Screw east pressure into the terminal, connection capacity: minimum 1x0.5mm <sup>2</sup> , maximum, with or without terminal piece: 2x1.5mm <sup>2</sup> or 1x2.5mm <sup>2</sup>

## 3.6. Control Stations

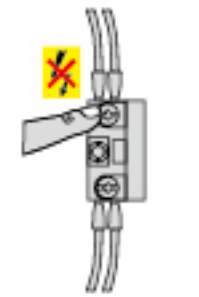
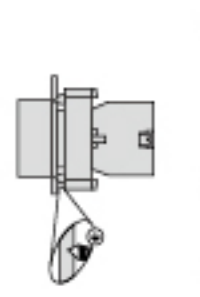
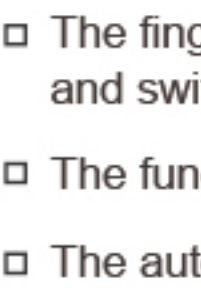
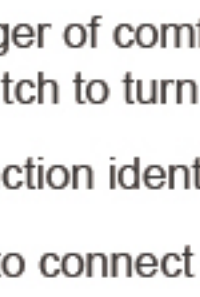
Protection grade	IP40, can customized to IP65
Cable Inlet	Knock down hole, suitable for PG13.5 Cable sets


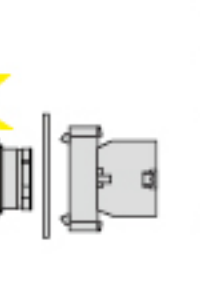
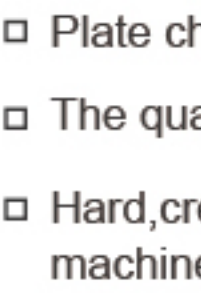
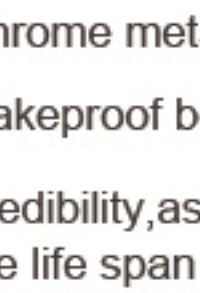
## 3.7. The Installation Hole Size




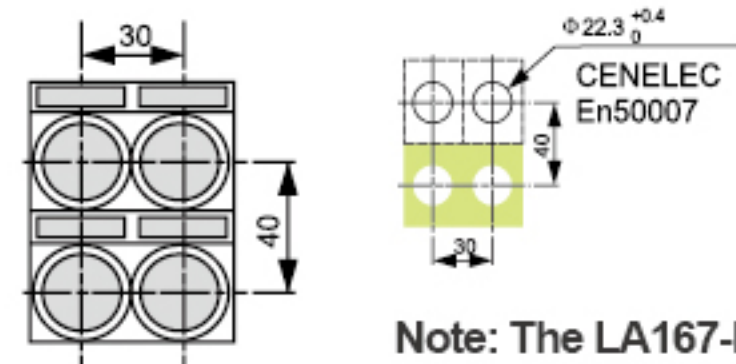
Type	A	B	C	Note: 1, Unit: mm 2, B and C are refers to the minimal size
Ordinary type		>50	>35	
Rotary knob	Φ22.3	>50	>35	
Mushroom type		>50	>42	
Big mushroom type		>70	>70	

### 4.Features

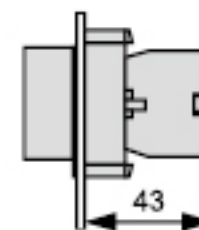
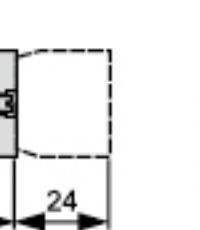
-  The finger of comfort press to press position and switch to turn operation
-  The function identify
-  The auto connect ground
-  Defend the finger get an electric shock a design

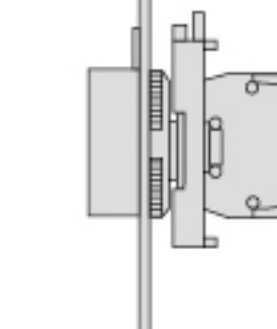
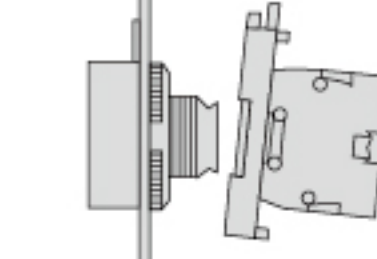
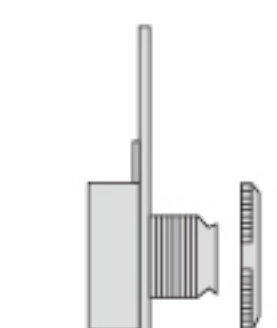
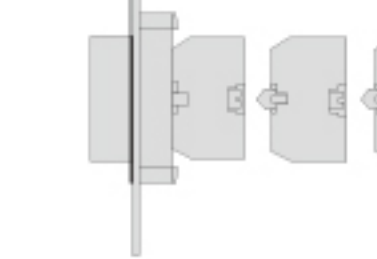
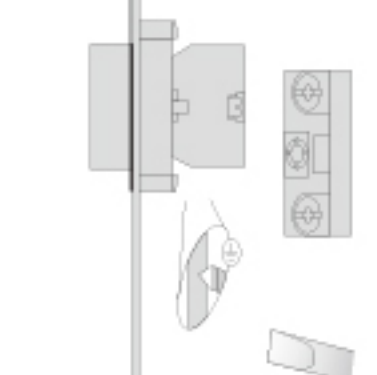
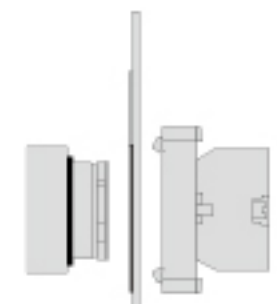
-  Plate chrome metals a head and install a base
-  The quakeproof bolt carry son
-  Hard,credibility,as long as 3,000,000 time machine life span
-  As long as 50,000 hours of the service life of the LED indicator

-  Protection degree IP55:  
Install fast simple,end from you decision



Note: The LA167-B2E plastics series install  
Front-panel thickness 1-5mm

-  The front-panel surface is minimum
-  Install depth the most shallow




- EBSA2 Whole model number EBSA2**
- Button head-touch some base a construction
  - The button head hold automatic is in open the bore
  - The button head revolve certainangle,card go into touch some base
  - 2 metals bolt fix quake proof
  - The auto connect ground
  - The open type connect line to carry and have never need to prepare loose bolt
  - Electricity function
  - Most can pack 1-6 pay to touch some
  - Mold piece

- Button head of install
- The empress carry a Luo turn fix

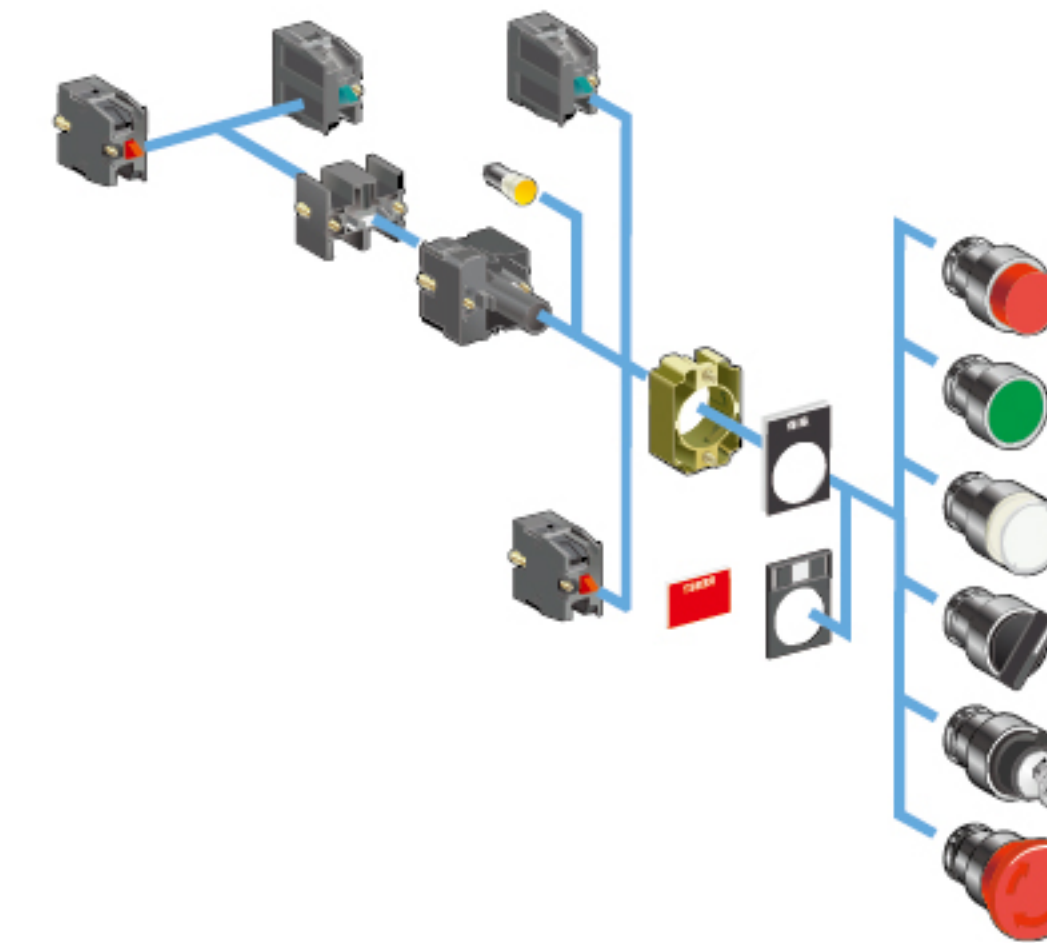
- Touch some basecassette install
- Do not need to any tool
- Fast and firm



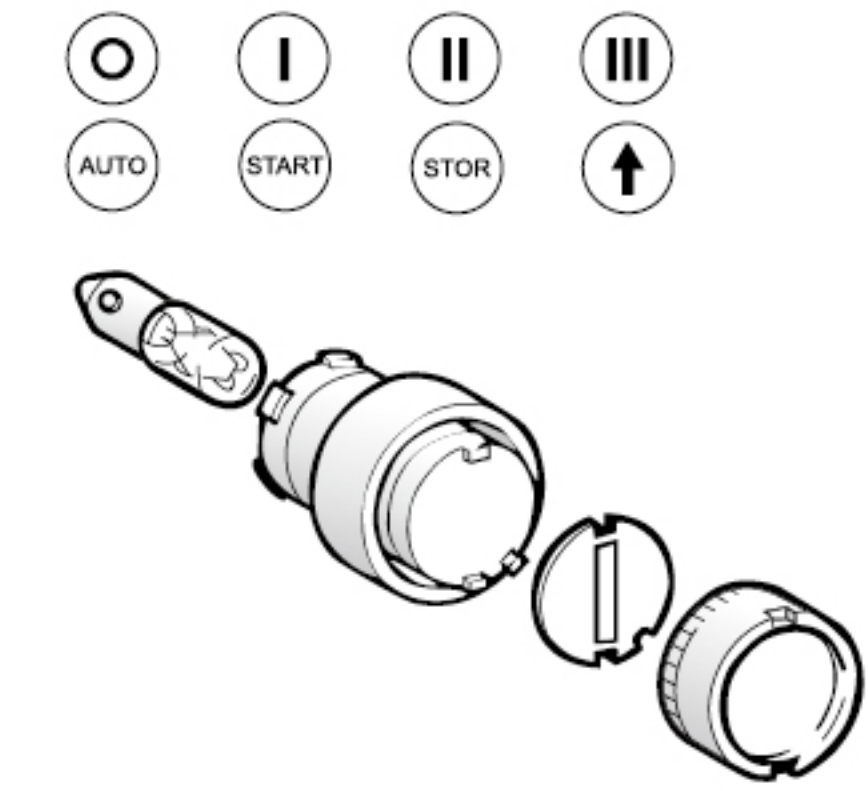
Well-found marking mark card-tailor for you  
button of take the function sign



Constiute with enclosure



The transparent wreath form engrave one degree plank  
Well-found marking mark card-tailor offr you button of take  
the function sign



Label



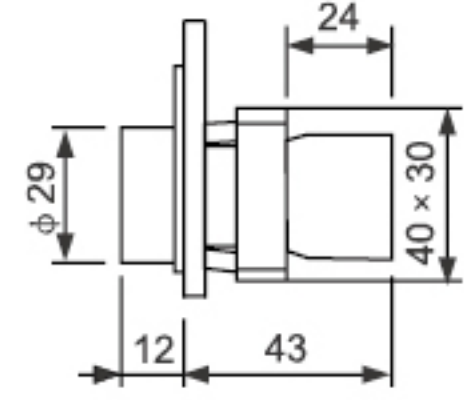
Dissimilarity choice  
Size  
Shape  
Clolor  
Words


Can arbitrarily make to order according to the demand

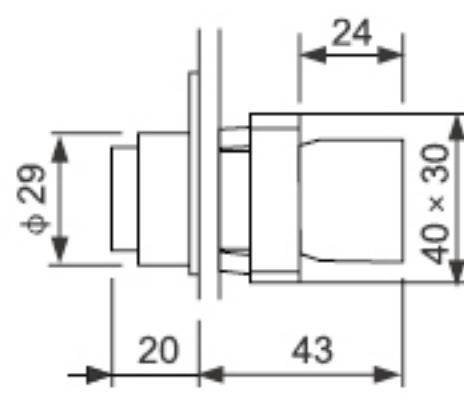
## 5.Product list


### Button Switch

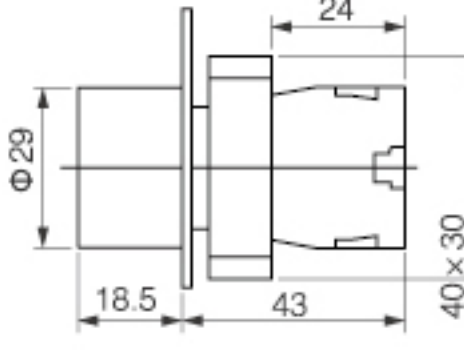
Type and Elucidation	Color	Contact type		Reference	Weight (kg)	Size (mm)
		NO	NC			
<b>EBSA2-BA</b> 	Push-button	White	1	-	EBSA2-BA11	0.056
	Black	1	-	EBSA2-BA21	0.056	
	Green	1	-	EBSA2-BA31	0.056	
	Yellow	1	-	EBSA2-BA51	0.056	
	Blue	1	-	EBSA2-BA61	0.056	
	Black	-	1	EBSA2-BA22	0.058	
	Red	-	1	EBSA2-BA42	0.058	
	Green	1	1	EBSA2-BA35	0.0694	
	Red	1	1	EBSA2-BA45	0.0694	




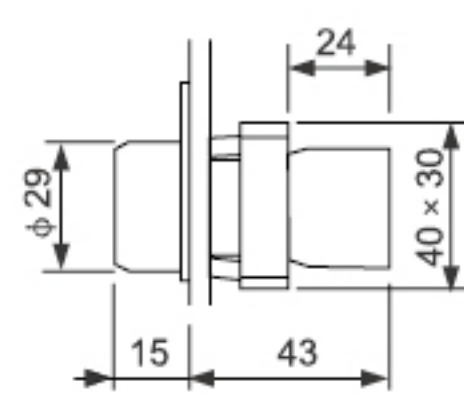
<b>EBSA2-BL</b> 	Extended button	Black	1	-	EBSA2-BL21	0.0596
	Green	1	-	EBSA2-BL31	0.0596	
	Yellow	1	-	EBSA2-BL51	0.0596	
	Blue	1	-	EBSA2-BL61	0.0596	
	Black	-	1	EBSA2-BL22	0.06	
	Red	-	1	EBSA2-BL42	0.06	
	Green	1	1	EBSA2-BL35	0.0731	
	Red	1	1	EBSA2-BL45	0.0731	











<b>EBSA2-BL</b> 	Kopin head button	Black	1	-	EBSA2-BL21G	0.062
	Green	1	-	EBSA2-BL31G	0.062	
	Yellow	1	-	EBSA2-BL51G	0.062	
	Blue	1	-	EBSA2-BL61G	0.062	
	Red	-	1	EBSA2-BL42G	0.062	

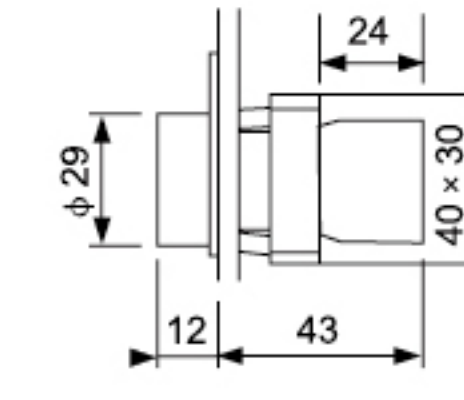









<b>EBSA2-BP</b> 	Button with waterproof button	Black	1	-	EBSA2-BP21	0.0572
	Green	1	-	EBSA2-BP31	0.0572	
	Yellow	1	-	EBSA2-BP51	0.0572	
	Blue	1	-	EBSA2-BP61	0.0572	
	Red	-	1	EBSA2-BP42	0.0592	
	Green	1	1	EBSA2-BP35	0.0706	
	Red	1	1	EBSA2-BP45	0.0706	

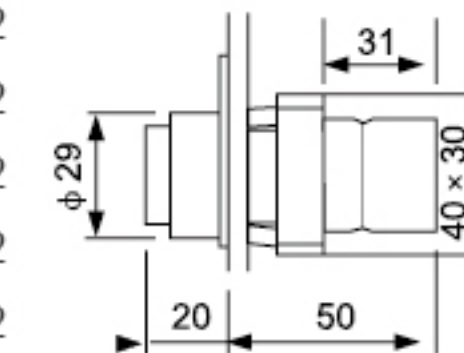


### Take the spring coil button of function sign button stop


<b>EBSA2-BA</b> 	Flat push button with mark		1	-	EBSA2-BA3311	0.056
		1	-	EBSA2-BA3341	0.056	
		1	-	EBSA2-BA3351	0.056	
		-	1	EBSA2-BA4322	0.056	
		-	1	EBSA2-BA4342	0.056	
		1	1	EBSA2-BA4325	0.058	
		1	1	EBSA2-BA4345	0.058	

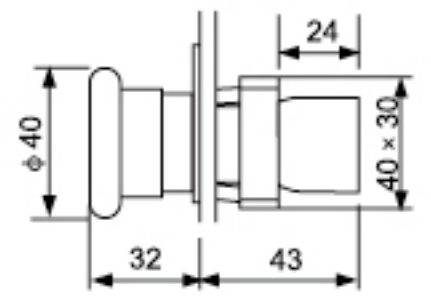



<b>EBSA2-BZ</b> 	Seft-clock button		1	-	EBSA2-BZ11	0.0572
		1	-	EBSA2-BZ21	0.0572	
		1	-	EBSA2-BZ31	0.0572	
		1	-	EBSA2-BZ51	0.0572	
		1	-	EBSA2-BZ61	0.0572	
		-	1	EBSA2-BZ42	0.0572	

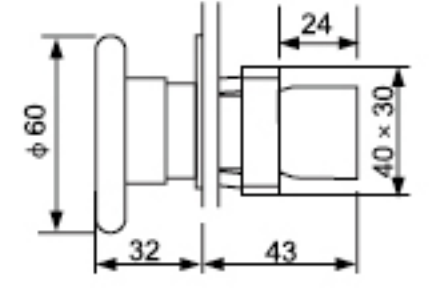



### Mushroom Head "Emergency Stop" Push button

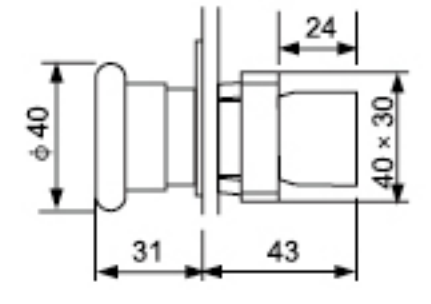
Type and Elucidation	Color	Contact type		Reference	Weight (kg)	Size (mm)
		NO	NC			
<b>EBSA2-BC</b> 	ø40mm Mushroom head button ø40mm	Black	1	-	EBSA2-BC21	0.0774
	Green	1	-	EBSA2-BC31	0.0774	
	Yellow	1	-	EBSA2-BC51	0.0774	
	Blue	1	-	EBSA2-BC61	0.0774	
	Red	-	1	EBSA2-BC42	0.0774	
	Green	1	1	EBSA2-BC35	0.0908	
	Red	1	1	EBSA2-BC45	0.0908	



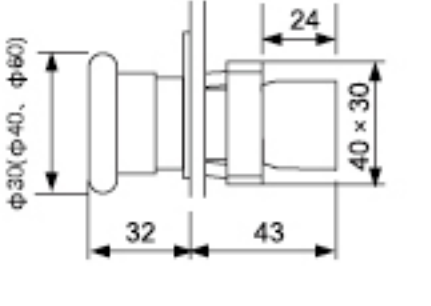
<b>EBSA2-BR</b> 	ø60mm Mushroom head button	Black	1	-	EBSA2-BR21	0.0901
	Green	1	-	EBSA2-BR31	0.0901	
	Red	-	1	EBSA2-BR42	0.0901	
	Green	1	1	EBSA2-BR35	0.0985	
	Red	1	1	EBSA2-BR45	0.0985	




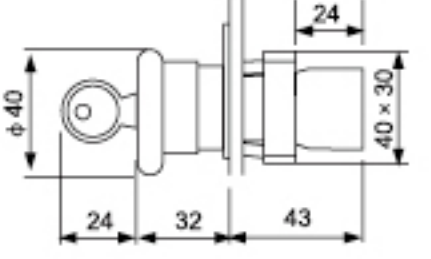
<b>EBSA2-BT</b> 	Push pull push button	Red ø40	-	1	EBSA2-BT42	0.118
	Red ø40	1	1	EBSA2-BT45	0.118	
	Red ø60	-	1	EBSA2-BX42	0.181	
	Red ø60	1	1	EBSA2-BX45	0.1944	




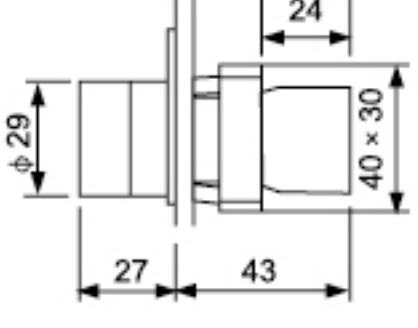

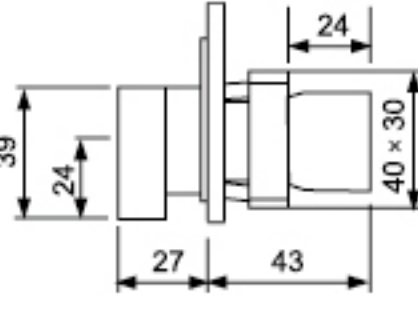

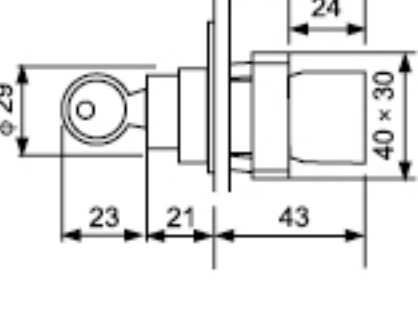
<b>EBSA2-BS</b> 	Emergency stop push button	Red ø30	-	1	EBSA2-BS442	0.0767
	Red ø30	1	1	EBSA2-BS445	0.0781	
	Black ø40	1	-	EBSA2-BS521	0.08	
	Green ø40	1	-	EBSA2-BS531	0.08	
	Red ø40	-	1	EBSA2-BS542	0.0935	
	Red ø40	1	1	EBSA2-BS545	0.0935	
	Black ø60	1	-	EBSA2-BS621	0.091	
	Green ø60	1	-	EBSA2-BS631	0.091	
	Red ø60	-	1	EBSA2-BS642	0.091	




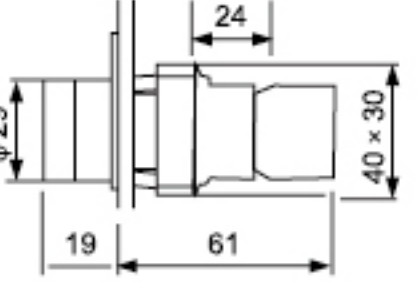
<b>EBSA2-BS</b> 	The key rest nasty stop ø40	ø40	-	1	EBSA2-BS142	0.1097
	ø40	1	1	EBSA2-BS145	0.1235	




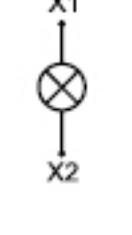
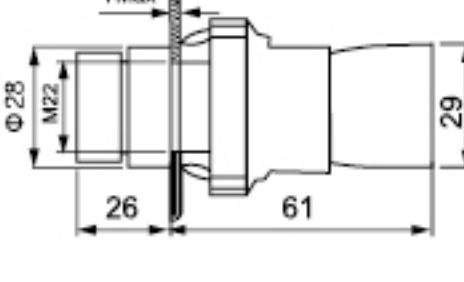
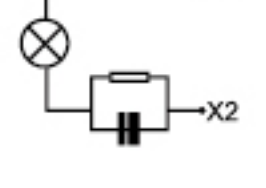

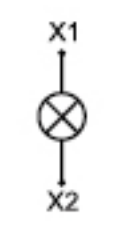
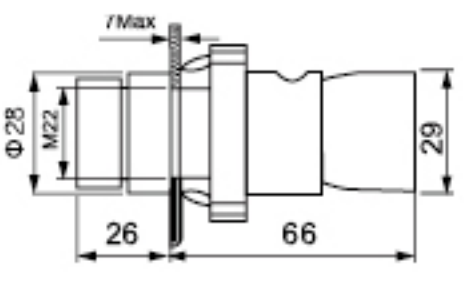
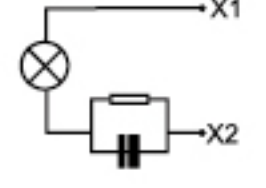

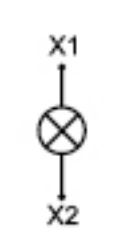
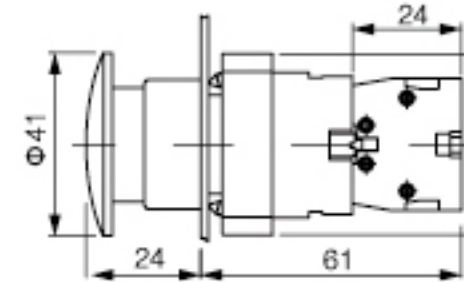
Choice Switch

	Type and Elucidation	Position	Contact type		Reference	Weight (kg)	Size (mm)		
			NO	NC					
	2 Position select swith	↙	1	-	EBSA2-BD21	0.0669			
			1	1	EBSA2-BD25	0.0803			
		↘	1	-	EBSA2-BD41	0.0669			
			1	1	EBSA2-BD45	0.0803			
			3 Position seect swith	↙	2	-		EBSA2-BD33	0.0826
	↘	2	-	EBSA2-BD53	0.0826				
	↘	2	-	EBSA2-BD73	0.0826				
		2 Position with long handle	↙	1	-	EBSA2-BJ21		0.0701	
				1	1	EBSA2-BJ25		0.0835	
			↘	1	-	EBSA2-BJ41		0.0701	
1				1	EBSA2-BJ45	0.0835			
2				-	EBSA2-BJ33	0.0832			
↘			2	-	EBSA2-BJ53	0.0832			
↘			2	-	EBSA2-BJ73	0.0832			
	2 Position select swith with key	↙	1	-	EBSA2-BG21	0.0925			
			1	1	EBSA2-BG25	0.109			
		↘	1	-	EBSA2-BG41	0.0925			
			1	1	EBSA2-BG45	0.109			
			1	-	EBSA2-BG61	0.0925			
		↘	1	1	EBSA2-BG65	0.109			
		↘	2	-	EBSA2-BG33	0.109			
		↘	2	-	EBSA2-BG53	0.109			
		↘	2	-	EBSA2-BG03	0.109			
		↘	2	-	EBSA2-BG73	0.109			

Take a light choice a switch

	2 Position select switch with key	↙	●	1	1	EBSA2-BK2365	0.0907	
			●	1	1	EBSA2-BK2465	0.0907	
		↘	●	1	1	EBSA2-BK2565	0.0907	
			●	1	1	EBSA2-BK2665	0.0907	
			○	1	1	EBSA2-BK2765	0.0907	
	3 Position select seitch key	↙	●	1	1	EBSA2-BK3365	0.0907	
		↘	●	1	1	EBSA2-BK3465	0.0907	
		↘	●	1	1	EBSA2-BK3565	0.0907	
		↘	●	1	1	EBSA2-BK3665	0.0907	
		↘	○	1	1	EBSA2-BK3765	0.0907	



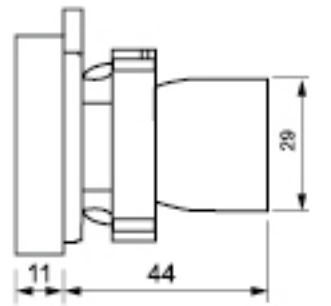


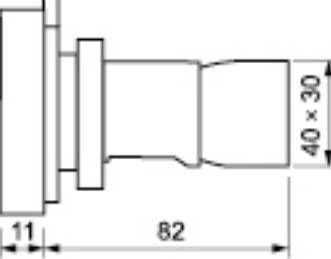
Take the light shine on light a button a swith

	Type and Elucidation	Position	Color	Contact type		Reference	Weight (kg)	Size (mm)
				NO	NC			
	The direct type		White	1	-	EBSA2-BW3161	0.0769	
			Green	1	-	EBSA2-BW3361	0.0799	
			Red	-	1	EBSA2-BW3462	0.0769	
			Yellow	1	-	EBSA2-BW3561	0.0769	
			Blue	1	-	EBSA2-BW3661	0.0769	
	RC type		White	1	-	EBSA2-BW3171	0.0832	
			Green	1	-	EBSA2-BW3371	0.0832	
			Red	-	1	EBSA2-BW3472	0.0832	
			Yellow	1	-	EBSA2-BW3571	0.0832	
			Blue	1	-	EBSA2-BW3671	0.0832	
	Lamp stop		White	1	-	EBSA2-BZ3161	0.098	
			Green	1	-	EBSA2-BZ3361	0.098	
			Red	-	1	EBSA2-BZ3462	0.098	
			Yellow	1	-	EBSA2-BZ3561	0.098	
			Blue	1	-	EBSA2-BZ3661	0.098	
	RC type		White	1	-	EBSA2-BZ3171	0.123	
			Green	1	-	EBSA2-BZ3371	0.123	
			Red	-	1	EBSA2-BZ3472	0.123	
			Yellow	1	-	EBSA2-BZ3571	0.123	
			Blue	1	-	EBSA2-BZ3671	0.123	
	The direct type		White	1	-	EBSA2-BW4161	0.0769	
			Green	1	-	EBSA2-BW4361	0.0769	
			Red	-	1	EBSA2-BW4462	0.0769	
			Yellow	1	-	EBSA2-BW4561	0.0769	
			Blue	1	-	EBSA2-BW4661	0.0769	


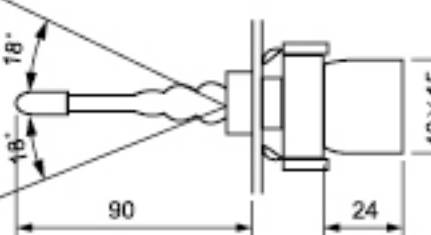

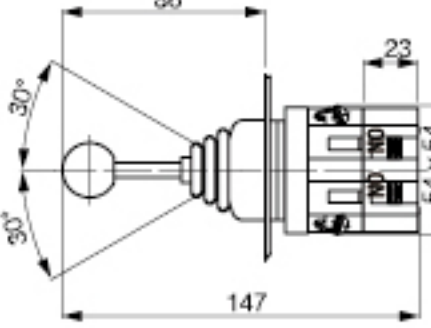

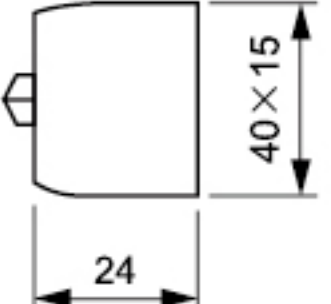

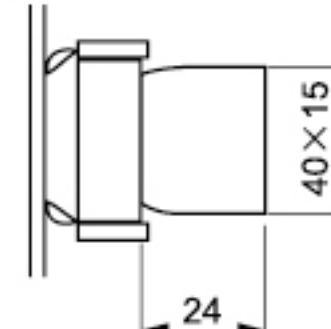
Mushroom head light switch

	The direct type		White	1	-	EBSA2-BW4161	0.0769	
			Green	1	-	EBSA2-BW4361	0.0769	
			Red	-	1	EBSA2-BW4462	0.0769	
			Yellow	1	-	EBSA2-BW4561	0.0769	
			Blue	1	-	EBSA2-BW4661	0.0769	


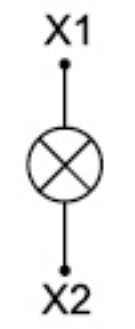
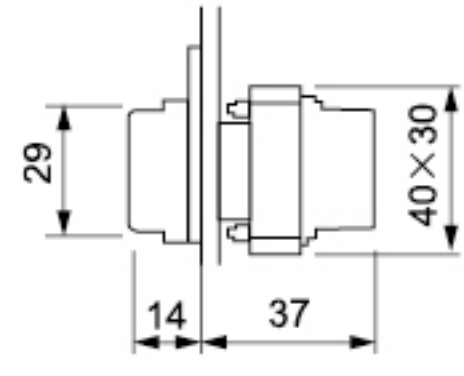
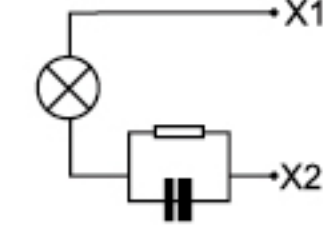
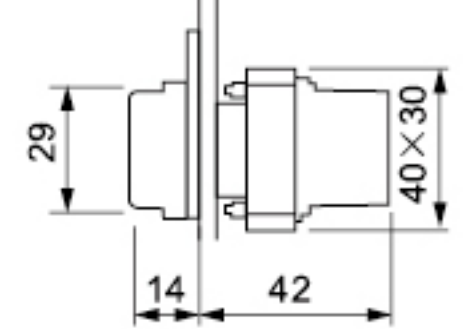
Double Key Bbutton Switch

Type and Elucidation	Color	Contact type		Reference	Weight (kg)	Size (mm)
		NO	NC			
<b>EBSA2-BL</b>  Double key button switch		1	1	EBSA2-BL8325	0.0721	
		1	1	EBSA2-BL8425	0.0721	
<b>EBSA2-BW</b>  Double key square the head take a light button switch		1	1	EBSA2-BW8365	0.0986	
		1	1	EBSA2-BW8465	0.0986	

The word lords make switch

<b>EBSA2-PA</b> Mounting Hole $\phi$ 22 	Two to lock	-	2	EBSA2-PA12	0.0467	
	Two to spring return	2	-	EBSA2-PA22	0.0467	
	Four to lock	2	2	EBSA2-PA14	0.0525	
	four to spring return	2	2	EBSA2-PA24	0.0525	
<b>EBSA2-C402</b> Mounting Hole $\phi$ 30 	Four to spring return	4	-	EBSA2-C402	0.193	
	Four to lock	4	-	EBSA2-C4022	0.193	
	Two to spring return	2	-	EBSA2-C201	0.19	
	Two to lock	2	-	EBSA2-C2011	0.19	
<b>EBSA2-BE</b> 	Assist / alternative contacts	1	-	EBSA2-BE101		
	Spiral pressed into electronic	-	1	EBSA2-BE102		
	Button contact					
<b>EBSA2-BZ</b> 	With 1/2 contact module base	1	-	EBSA2-BZ101		
	for buttons and two selection	-	1	EBSA2-BZ102		
	switch and key switch	2	-	EBSA2-BZ103		
	The middle plate and contact	-	2	EBSA2-BZ104		
		1	1	EBSA2-BZ105		

Choice switch



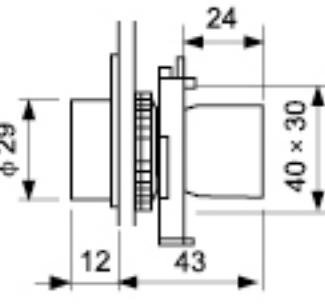






Type and Elucidation	Color	Reference	Weight (kg)	Size (mm)		
<b>EBSA2-BV</b> 	Direct type		White	EBSA2-BV61	0.0616	
	Green		EBSA2-BV63	0.0616		
	Red		EBSA2-BV64	0.0616		
	Yellow		EBSA2-BV65	0.0616		
	Blue		EBSA2-BV66	0.0616		
RC type 	White	EBSA2-BV71	0.0674			
	Green	EBSA2-BV73	0.0674			
	Red	EBSA2-BV74	0.0674			
	Yellow	EBSA2-BV75	0.0674			
	Blue	EBSA2-BV76	0.0674			




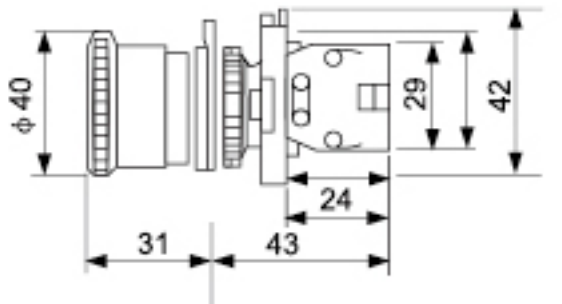

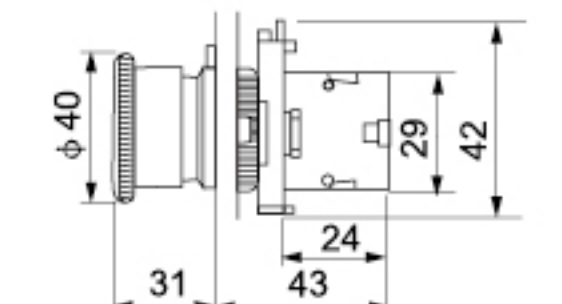

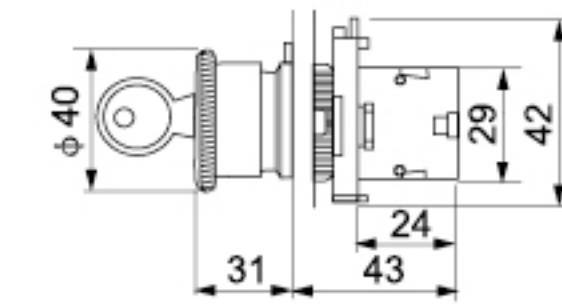


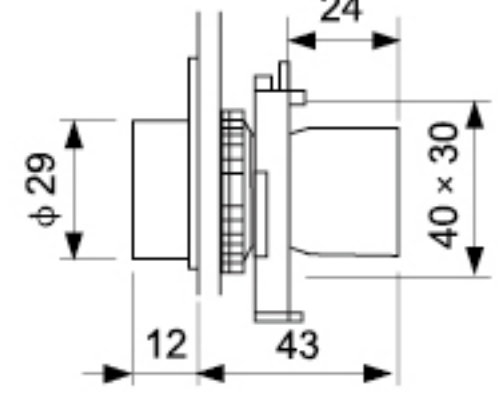





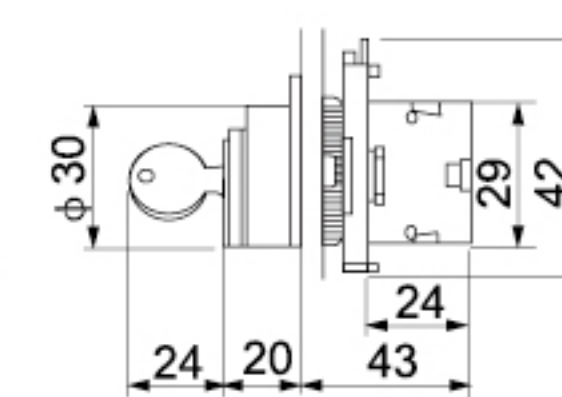









The Spring Coil Reset Push button

Type and Elucidation	Color	Contact type		Reference	Weight (kg)	Size (mm)
		NO	NC			
	White	1	-	EBSA2-EA11	0.0296	
	Black	1	-	EBSA2-EA21	0.0296	
	Green	1	-	EBSA2-EA31	0.0296	
	Yellow	1	-	EBSA2-EA51	0.0296	
	Blue	1	-	EBSA2-EA61	0.0296	
	Black	-	1	EBSA2-EA22	0.03	
	Red	-	1	EBSA2-EA42	0.03	
	Green	1	1	EBSA2-EA35	0.043	
	Red	1	1	EBSA2-EA45	0.043	
		Black	1	-	EBSA2-EL21	
Green		1	-	EBSA2-EL31	0.0326	
Yellow		1	-	EBSA2-EL51	0.0326	
Blue		1	-	EBSA2-EL61	0.0326	
Black		-	1	EBSA2-EL22	0.0334	
Red		-	1	EBSA2-EL42	0.0334	
Green		1	1	EBSA2-EL35	0.0435	
Red		1	1	EBSA2-EL45	0.0435	
	Black	1	-	EBSA2-EP21	0.0313	
	Green	1	-	EBSA2-EP31	0.0313	
	Yellow	1	-	EBSA2-EP51	0.0313	
	Blue	1	-	EBSA2-EP61	0.0313	
	Red	-	1	EBSA2-EP42	0.0313	
	Green	1	1	EBSA2-EP35	0.0451	
Red	1	1	EBSA2-EP45	0.0451		



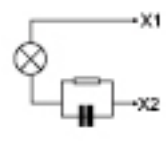

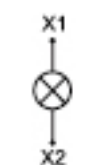
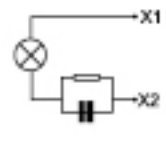

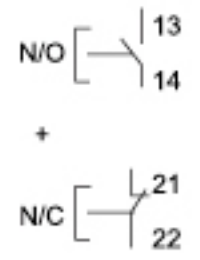

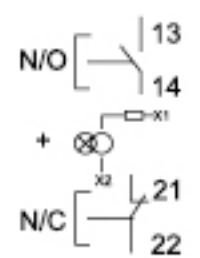
Take the spring coil button of function sign

		1	-	EBSA2-EA3311	0.0312	
		1	-	EBSA2-EA3341	0.0312	
		1	-	EBSA2-EA3351	0.0312	
		-	1	EBSA2-EA4322	0.0317	
		-	1	EBSA2-EA4342	0.0317	
		1	1	EBSA2-EA4325	0.0449	
		1	1	EBSA2-EA4345	0.0449	

Nasty stop a mushroom button

Type and Elucidation	Color	Contact type		Reference	Weight (kg)	Size (mm)			
		NO	NC						
	Black ø40	1	-	EBSA2-EC21	0.05				
	Green ø40	1	-	EBSA2-EC31	0.05				
	Yellow ø40	1	-	EBSA2-EC51	0.05				
	Blue ø40	1	-	EBSA2-EC61	0.05				
	Red ø40	-	1	EBSA2-EC42	0.0505				
	Green ø40	1	1	EBSA2-EC35	0.0641				
	Red ø40	1	1	EBSA2-EC45	0.0641				
	Red ø60	-	1	EBSA2-ER42	0.06				
	Red ø60	1	1	EBSA2-ER45	0.0735				
		ø40mm	ø30	-	1		EBSA2-ES442	0.05	
ø60mm		ø40	-	1	EBSA2-ES542	0.0524			
ø60mm		ø40	1	1	EBSA2-ES545	0.0745			
ø60mm		ø60	-	1	EBSA2-ES642	0.0608			
	ø40mm (Ronis.455)	ø60	1	1	EBSA2-ES645	0.0745			
	The red key of the lock button up type ø40mm	ø40	-	1	EBSA2-ES142	0.08			
	mushroom head reset	ø40	1	1	EBSA2-ES145	0.0912			
	2 Position maintained		1	-	EBSA2-ED21	0.0383			
	2 Position self-return		1	1	EBSA2-ED41	0.038			
	3 Position maintained		2	-	EBSA2-ED33	0.0511			
	3 Position self-return		2	-	EBSA2-ED53	0.0511			
		2 Position switch with key		1	-	EBSA2-EG21		0.0599	
				1	1	EBSA2-EG25		0.0731	
			1	-	EBSA2-EG41	0.0599			
			1	1	EBSA2-EG45	0.0731			
			1	-	EBSA2-EG61	0.0599			
			1	1	EBSA2-EG65	0.0731			
3 Position switch with key			2	-	EBSA2-EG33	0.0727			
			2	-	EBSA2-EG53	0.0727			
			2	-	EBSA2-EG03	0.0727			
			2	-	EBSA2-EG73	0.0727			

The crew cut take a light button(the spring coil return)

Type and Elucidation	Color	Contact type		Reference	Weight (kg)	Size (mm)
		NO	NC			
<b>EBSA2-EW</b> 	Direct 	Green	1	-	EBSA2-EW3361	0.0583
		Red	-	1	EBSA2-EW3462	0.0527
		Yellow	1	-	EBSA2-EW3561	0.0583
		Blue	1	-	EBSA2-EW3661	0.0583
	RC type 	Green	1	-	EBSA2-EW3371	0.0583
		Red	-	1	EBSA2-EW3472	0.0583
		Yellow	1	-	EBSA2-EW3571	0.0583
		Blue	1	-	EBSA2-EW3671	0.0583
<b>EBSA2-EV</b> 	Direct 	Green	-	-	EBSA2-EV63	0.0616
		Red	-	-	EBSA2-EV64	0.0388
		Yellow	-	-	EBSA2-EV65	0.0388
		Blue	-	-	EBSA2-EV66	0.0388
	RC type 	Green	-	-	EBSA2-EV73	0.075
		Red	-	-	EBSA2-EV74	0.075
		Yellow	-	-	EBSA2-EV75	0.075
		Blue	-	-	EBSA2-EV76	0.075
<b>Double key button switch</b>						
<b>EBSA2-EL8</b> 	Double key button switch 	NO	1	1	EBSA2-EL8325	0.0485
		NC	1	1	EBSA2-EL8425	0.0497
<b>EBSA2-EW8</b> 	Diret Double key square head take a light button resistance type 	NO	1	1	EBSA2-EW8465	0.0704
		NC	1	1	EBSA2-EW8365	0.0704