Specifications and technical data are subject to change without notice.
Please contact to confirm relevant information on ordering.

No.18, Gutang Rd, Shanghai 201209, China
+86 21 5032 0898
+86 21 5032 0828
info@ebasee.com
www.ebasee.com

CIRCUIT BREAKER

Copy right reserved EBS.NO.2023003

EBASEE

Smart Living Green Ebasee

CIRCUIT BREAKER

01 Verified Custom Manufacturer

02 Supplier of Fortune 500 Companies

03 Registered Trademarks

COMPANY PROFILE

As a leading supplier in the low voltage electrical industry, Shanghai Ebasee Electric Co., Ltd. products have been used for residential, commercial and industrial applications. EBASEE brand is recognized for its quality and reliability in an ever-increasing number of markets worldwide. So far EBASEE products have been testified by international labs including BV, TUV, Intertek, with KEMA, CB, SEMKO, RoHS, CE, and CCC etc.

With qualified raw materials and components supply, all products are manufactured by EBASEE's defined international specifications. We have 4 semi-auto production lines, up-to-date quality control facilities, well-trained and experienced workers. Moreover, with a technical R & D team and fully equipped CNAS laboratory, EBASEE factory can carry out efficient new products development, daily production and QC.

EBASEE have a wide range of cooperations with world leading companies in new products development, OEM and ODM cooperation. Meanwhile, we process the idea of green and smart energy, working with universities such as Xi'an Jiao Tong University to get more intelligent and environmental-friendly electric solutions.

EBASEE focused on achieving growth through the success of worldwide partners. Guided by the philosophy of "customer-oriented", powered by the idea of "quick response and flexible supply", EBASEE support our worldwide partners to compete against established players, to deliver the most systematic and cost-effective products and service in the market.

"Smart Living, Green EBASEE"

MANUFACTURING FACILITY

SMART LIVING GREEN EBASEE

QUALITY MANAGEMENT SYSTEM CERTIFICATE

Certificate No. 00120Q39188R2S/3100

We hereby certify that

Shanghai Ebasee Electric Co.,Ltd.

Registration Address: Building 1, No.512, Shengchuan Road, Pudong New District, Shanghai, China
Operation Address: Room 4228, 47 A, No.18, Gutang Road, Pudong New District, Shanghai, China

by reason of its

Quality Management System

has been awarded this certificate for compliance with the standard

GB/T 19001-2016 / ISO 9001:2015

The Quality Management System Applies in the following area:

Productive Technology Management and Sales of Low Voltage Electric Products

Certified since: February 2, 2015 Valid from: November 9, 2020 Valid until: February 1, 2024

After the initial certification, the certificate is valid only when, and together with an accompanying letter of Surveillance Audit Report issued by CQC. The validity of this certificate is subject to satisfactory results of Surveillance Audits to be carried out by CQC.

This certificate is issued in accordance with the rules and terms and conditions of certification and registration Administrative Rules issued by the People's Republic of China (www.cnca.gov.cn).

CHINA QUALITY CERTIFICATION CENTRE

A 0089015

CERTIFICATE

EBASEE products have been approved by international labs including BV, TUV, Intertek CQC, with KEMA, CB, SEMKO, RoHS, CE, and CCCs etc.


ATTESTATION
of conformity with European Directives

Product: MCB
Reference: BYCB Series
Issued to: Shanghai Ebasee Electric Co., Ltd.
Address: No.18 Gutang Road, Pudong, Shanghai 201209 P. R. China
Manufacturer: Shanghai Ebasee Electric Co., Ltd.
Technical characteristics: Type B,C and D
Ie=2(10)/415V~(1P); 415V ~(2P,3P)/3P+N,4P)
240V~(1P+N);
Ie=6,8,10A;16A;20A;25A;32A;40A;50A;63A
Icu=Icn1=10000A Ics=7500A
Energy limit class: 3 (according to EN 60898-1)
Ui=500V;Uimp=4kV
Grid distance: 35mm;Screw diameter of load terminal =4.5mm

The submitted sample of the above equipment has been tested for CE marking according to following European Directive and following standards:

Low Voltage Directive 2014/35/EU

Standards	Report number	Report Date
EN 60898-1:2003 + A1:2004 + A11:2015 + A12:2015 + A13:2012	R180075	15/05/2019

This attestation represents only the sample submitted by the manufacturer and is given on the assumption of compliance with the standard requirements as specified Directive/Decision.

It is a certificate issue for right assessment of the production of the product.

The CE marking may be affixed and all relevant accompanying documents may be made available.

Shanghai (P.R. China), 3, June 11th, 2019.

Charlie CHEN
Product Line Manager

CE

[Information given in this document, on request to the issuer (address of this document cover sheet).]

LCIE CHINA
北京国标电气技术研究所有限公司(LCIE)
[illegible]
Version 2011.02.11

[illegible] be reproduced, accept in full, without the written approval of BV LCIE China.

Building A, No. 308, Xin Fu Jiao Road, Chang Ping Science & Technology Park, Shen jing P.R.C 102206

Tel: +86 21 2 58 7200
Fax: +86 21 2 58 7201
Email: [illegible]@bureauveritas.com

Intertek

Certificate

for European Product Safety

Intertek

Reference No. 1218757

Low-voltage switchgear and controlgear: AC contactors

Type designation: EB5C-0510, EB5C-1210, EB5C-1810, EB5C-2410, EB5C-3210, EB5C-8011, EB5C-6611

Certificate holder: SHANGHAI FRASFP ELECTRIC CO., LTD
No. 18, Gutang road, Shanghai China 201209

The product complies with the standard(s): EN 60947-4-1:2001+A2+A2
EN 60947-5-1:2004 and A1

Date of expiry: 23 August 2017

EU Directive information: The product satisfies the provisions for CE marking according to the Low Voltage Directive 2006/95/EC.

Additional information in Appendix.

Certification Body: Intertek Semko AB, Product Certification
Place: Kista - Stockholm
Signed: Bo Bergdill
Date: 23 August 2012
Page 1 of 2

This certificate is issued in accordance with the terms and conditions set out in the Appendix.


IEC IECEE CB SCHEME

Ref. Certif. No.
IEC-001697

IEC SYSTEM FOR MUTUAL RECOGNITION OF TEST CERTIFICATES FOR ELECTRICAL EQUIPMENT (IECEE) CB SCHEME
SYSTEME CEI D'ACCEPTATION MUTUELLE DE CERTIFICATS D'ESSAIS DES EQUIPEMENTS ELECTRIQUES (IECEE) METHODE CB

CB TEST CERTIFICATE / CERTIFICAT D'ESSAI CC

Product / Produit: Circuit-breakers for overcurrent protection
Name and address of the applicant / Nom et adresse du demandeur: Shanghai Ebasee Electric Co., Ltd. No. 18 Gutang Road, Pudong, Shanghai 201206 P.R.China
Name and address of the manufacturer / Nom et adresse du fabricant: Shanghai Ebasee Electric Co., Ltd. No. 18 Gutang Road, Pudong, Shanghai 201206 P.R.China
Name and address of the factory / Nom et adresse de l'usine: Shanghai Ebasee Electric Co., Ltd. No. 18 Gutang Road, Pudong, Shanghai 201206 P.R.China
Ratings and principal characteristics / Valeurs nominales et caractéristiques principales: 1Ph~ 240/415V~ (1P), 415V~ (2P,3P)/3P+N, 4P; 6a, 6A, 10A, 16A, 20A, 25A, 32A, 40A, 50A, 63A; B-Type, C-type, D-type; Icu = Icn = 6.0kA; Energy limiting class: 3
Trademark (if any) / Marque de fabrique (si elle existe): EbASEE
Type of Manufacturer's Testing Laboratories used / Type de programme du laboratoire d'essais constructeur: ...
Model / Type Ref. / Ref. De type: EB8DH-63
Additional information (if necessary may also be reported on page 2) / Informations complémentaires (si nécessaires, peuvent être indiquées sur la 2ème page): ...
A sample of the product was tested and found to be in conformity with / Un échantillon de ce produit a été essayé et a été considéré conforme à la: IEC 60898-1:2002(ed.1)+A1+A2 avec comme dérogations
As shown in the Test Report Ref. No. which forms part of this Certificate / Comme indiqué dans le Rapport d'essais numéro de référence ci-dessus qui constitue partie de ce Certificat: CTL2209
This CB Test Certificate is issued by the National Certification Body / Ce Certificat d'essai CC est établi par l'Organisme National de Certification
TÜVRheinland® TÜVRheinland InterCert Kft., Durkó utca 1, H-1132 Budapest, Vác út 48/A-B, www.tuv.hu
Date: 2013-05-22 Signature: Gábor Bakó

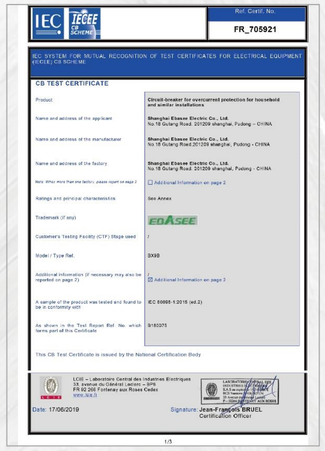
IEC IECEE CB SCHEME

Ref. Certif. No.
FR_705921

IEC SYSTEM FOR MUTUAL RECOGNITION OF TEST CERTIFICATES FOR ELECTRICAL EQUIPMENT (IECEE) CB SCHEME

CB TEST CERTIFICATE

Product: Circuit-breaker for overcurrent protection for household and similar installations
Name and address of the applicant: Shanghai Ebasee Electric Co., Ltd. No.18 Gutang Road 201209 shanghai, Pudong – CHINA
Name and address of the manufacturer: Shanghai Ebasee Electric Co., Ltd. No.18 Gutang Road,201209 shanghai, Pudong – CHINA
Name and address of the factory: Shanghai Ebasee Electric Co., Ltd. No.18 Gutang Road 201209 shanghai, Pudong – CHINA
Additional Information on page 2
Ratings and principal characteristics: See Annex
Trademark (if any): EbASEE
Customer's Testing Facility (CTF) Stage used: 1
Model / Type Ref.: BX80
Additional information (if necessary may also be reported on page 2): Additional information on page 2
A sample of the product was tested and found to be in conformity with: IEC 60898-1:2015 (ed.2)
As shown in the Test Report Ref. No. which forms part of this Certificate: B180075
This CB Test Certificate is issued by the National Certification Body
LCIE – Laboratoire Central des Industries Electriques, 33 avenue du Général Leclerc – BPR, FR 92 260 Fontenay aux Roses Cedex, www.lcie.fr
TÜV Rheinland InterCert Kft., Durkó utca 1, H-1132 Budapest, Vác út 48/A-B, www.tuv.hu
Date: 17/06/2019 Signature: Jean-François BRUEL, Certification Officer

1/5


IEC IECEE CB SCHEME

Ref. Certif. No.
IEC-001155

IEC SYSTEM FOR MUTUAL RECOGNITION OF TEST CERTIFICATES FOR ELECTRICAL EQUIPMENT (IECEE) CB SCHEME
SYSTEME CEI D'ACCEPTATION MUTUELLE DE CERTIFICATS D'ESSAIS DES EQUIPEMENTS ELECTRIQUES (IECEE) METHODE CC

CB TEST CERTIFICATE / CERTIFICAT D'ESSAI CC

Product / Produit: Residual current operated circuit-breakers without integral over current protection (RCCBs)
Name and address of the applicant: Shanghai Ebasee Electric Co., Ltd. No.18, Gutang road, Pudong, Shanghai, 201209, P.R. China
Name and address of the manufacturer: SANECH International Electric Shanghai Co., Ltd. No.2588, Jinhai Road, Pudong, Shanghai, 201209, P.R. China
Name and address of the factory: SANECH International Electric Shanghai Co., Ltd. No.2588, Jinhai Road, Pudong, Shanghai, 201209, P.R. China
Ratings and principal characteristics: 1Ph&N, 230V~/400V~, Ics 16A, 25A, 40A, 63A; 10mA, 100mA, 300mA (General type); 10mA, 100mA, 300mA (type A); Type A or Type AC, without time-delay (General type) or with time-delay (Type S)
Trademark (if any): EbASEE
Type of Manufacturer's Testing Laboratories used: ...
Model / Type Ref.: ebasee
Additional information (if necessary may also be reported on page 2): ...
A sample of the product was tested and found to be in conformity with: IEC 61008-1:2010 (ed.3) / IEC 61008-2-1:1990 (ed.1)
As shown in the Test Report Ref. No. which forms part of this Certificate: ICL3982
Comme indiqué dans le Rapport d'essais numéro de référence ci-dessus qui constitue partie de ce Certificat
This CB Test Certificate is issued by the National Certification Body / Ce Certificat d'essai CC est établi par l'Organisme National de Certification
TÜVRheinland® TÜVRheinland InterCert Kft., Durkó utca 1, H-1132 Budapest, Vác út 48/A-B, www.tuv.hu
Date: 2011-08-08 Signature: Gábor Bakó

Zertifikat / Certificate — TÜVRheinland

Zertifikat Nr. / Certificate No.: R 50311848
Blatt / Page: 0001
Ihr Zeichen / Your Reference: W.B
Unser Zeichen / Our Reference: 01-ZYI- 15093530 001
Ausstellungsdatum / Date of Issue: 05.06.2015
Gesamtmaßstabender / License Holder: Shanghai Ebasee Electric Co., Ltd. No.18 Gutang Road, Pudong, Shanghai 201206 P.R. China
Fertigungsstätte / Manufacturing Plant: Shanghai Ebasee Electric Co., Ltd. No.18 Gutang Road, Pudong, Shanghai 201206 P.R. China
Prüfzeichen / Test Mark: TÜVRheinland Safety Tested Electrical Product Worldwide
Geprüft nach / Tested acc. to: EN 62208:2011
Zertifiziertes Produkt (Gerätekennzeichnung) / Certified Product (Product Identification): Empty Enclosure (Empty Enclosure)
Lizenzentgelte – Einheit / License Fee – Unit: 5
Type Designation: : EB4DHx-y
x = F or S
y = 4; 6; 8; 12; 18; 24 or 36
Trade mark: EbASEE (Logo)
Number of Protection Pole: 1P2P3P4P
Rated Insulation Voltage: AC 690V
Intended Location: Indoor
Degree of Protection: IP30, after installation
The labelling requirements acc. to no directive 2001/95 have to be observed for distribution within the EEA.
ANLAGE (Appendix): 1.0
Zertifizierungsstelle: TÜVRheinland Group, Digital ID: P.CA


Zertifikat / Certificate — TÜVRheinland

Zertifikat Nr. / Certificate No.: R 50123918
Blatt / Page: 0001
Ihr Zeichen / Your Reference: J.W.
Unser Zeichen / Our Reference: 01-MR- 15050241 001
Ausstellungsdatum / Date of Issue: 05.06.2013
Gesamtmaßstabender / License Holder: Shanghai Ebasee Electric Co., Ltd. No.18 Gutang Road, Pudong, Shanghai 201206 P.R. China
Fertigungsstätte / Manufacturing Plant: Shanghai Ebasee Electric Co., Ltd. No.18 Gutang Road, Pudong, Shanghai 201206 P.R. China
Prüfzeichen / Test Mark: TÜVRheinland Safety Tested Electrical Product Worldwide
Geprüft nach / Tested acc. to: EN 60898-1:2003+A11+A12+A13
Zertifiziertes Produkt (Gerätekennzeichnung) / Certified Product (Product Identification): Circuit Breaker (Miniature Circuit Breaker)
Lizenzentgelte – Einheit / License Fee – Unit: 8
Type Designation: EB8DH-63 (EBASEE)
Rated Current (In): AC 63A
Number of Poles: 1:1-pole 2:2-pole 3:3-pole 4:4-pole
Rated Insulation Voltage: 415V
Rated operation voltage: 1)240/415V 2)3)4)415V
Rated Frequency: 50/60Hz
Rated Current: 6/10/16/20/25/32 40/50/63A
Instantaneous Tripping Current: B-Type, C-Type D-Type
Service Short-circuit Capacity: 6.0kA
Rated Short-circuit Capacity: 6.0kA
Energy Limiting Class: 3
Rated Impulse Withstand Voltage: 4.0kV
Pollution Degree: 2
The labelling requirements acc. to EU Directive 2001/95 have to be observed for distribution within the EEA.
ANLAGE (Appendix): 1
Zertifizierungsstelle: TÜVRheinland Group, Digital ID: P.CA


Zertifikat / Certificate — TÜVRheinland

Zertifikat Nr. / Certificate No.: R 52262264
Blatt / Page: 0001
Ihr Zeichen / Your Reference: J.W.
Unser Zeichen / Our Reference: 01-ZWC- 15057415 002
Ausstellungsdatum / Date of Issue: 07.08.2013
Gesamtmaßstabender / License Holder: Shanghai Ebasee Electric Co., Ltd. No.18 Gutang Road, Pudong, Shanghai 201206 P R China
Fertigungsstätte / Manufacturing Plant: 01-ZWC-15057419 001
Prüfzeichen / Test Mark: TÜVRheinland Safety Tested Electrical Product Worldwide
Geprüft nach / Tested acc. to: EN 61008-1:2004+A11+A12 EN 61008-2-1:1994+A11
Zertifiziertes Produkt (Gerätekennzeichnung) / Certified Product (Product Identification): Earth Leakage Circuit Breaker (RCCBs)
Lizenzentgelte – Einheit / License Fee – Unit: 5
Type Designation: : EbASx (EBASEE)
Number of Poles: : 2P 4P
Rated Operational Voltage (Ue): : 230V~ 400V
Nature of Supply: : AC 50Hz
Rated Current (In): : 16/25/63/63A
Behavior in presence of d.c. Components: : Type A or Type AC
Time-delay: : general type or type S
Rated Residual Operating Current: : 10/100/300mA(general type) 100/300mA(type S)
Rated Making and Breaking Capacity: : 500A or 10In
Rated Residual Making and Breaking Capacity: : 500A or 10In
Continued on page 0002
Zertifizierungsstelle: TÜVRheinland Group, Digital ID: P.CA

1.General

EBS1M series moulded case circuit breaker is one of products developed and manufactured by adopting international advanced technology. It is supplied with rated insulating voltage 550V and 800V andused for circuit of AC 50/60Hz,rated operating voltage AC 400V(or below),rated operating current up to 1600A for infrequent changing over and starting of the motors.
The product conforms to IEC60947-2 standard.

2.Feature and Application

- **Miniaturized Design**
  63A frame level size can meet specifically requirements for installation size.

- **Unified Size**
  At the same frame level, the installation size is same at different breaking capacity (L,M,H) and different functions (ACB,RCCB).

- **Reasonable Parameters Setting**
  It provides the setting of over-load & long time delay inverse time limit, short circuit & instantaneous operation. And users can set data based on their needs to realize reasonable distribution.

3.Operation and Installation Conditions

- Temperature:
  Operating and storage temperature is -40°C~+70°C; the average value within 24 hours does not exceed +35°C; when the ambient temperature is -40°C~+70°C, users need to consider derating or temperature compensation whose details can be referred to in Page.

- Altitude: ≤ 2000m

- Pollution grade: Grade 3

- IP grade: IP20

- Air conditions:
  At mounting site, relative humidity not exceed 50% at the max temperature of +40°C, higher relative humidity is allowable under lower temperature. For example, RH could be 90% at +20°C, special measures should be taken to occurrence of dews.

4.Nomenclature

EBS 1 - □ □ □

- Poles: 2: 2-poles
  3: 3-poles
  4: 4-poles
- Rated current: 63: 10, 16, 20, 25, 32, 40, 50, 63
  100: 10, 16, 20, 25, 32, 40, 50, 63, 80,100, 125
  225: 100, 125, 160, 180, 200, 225, 250
  400: 225, 250, 315, 350, 400
  630: 400, 500, 630
  800: 630, 700, 800
  1250: 1000, 1250
  1600: 1600
- Frame size rated current: 63: 63A; 100: 100A; 225: 250A;
  400: 400A; 630: 630A; 800: 800A;
  1250: 1250A; 1600: 1600A
- Design sequence number
- Company code

5.Specifications

EBS1M Modulded Case Circuit Breaker		63		100			225		
Rated operating Current In(A),40°C	EBS1M	10, 16, 20, 25, 32, 40, 50, 63		10, 16, 20, 25, 32, 40, 50, 63,80,100,125			100, 125, 160, 180, 200, 225, 250		
Technical data									
Standard		IEC60947-2							
Rated voltage Ue (V)		400V							
Rated-insulation voltage Ui (V)		500V		800V					
Breaking capacity code		L	M	L	M	H	L	M	H
Number of poles		3, 4P		2, 3, 4P	3, 4P		2, 3, 4P	3, 4P	
Short-circuit interrupting capacity Icu/Ics(kA) 400V AC		25/18	50/35	35/22	50/34	85/50	35/22	50/35	85/50

EBS1M Modulded Case Circuit Breaker		400		630			800		1250		1600
Rated operating Current In(A),40°C	EBS1M	225, 250, 315, 350, 400		400, 500, 630			630, 700, 800		1000, 1250		1600
Technical data											
Standard		IEC60947-2									
Rated voltage Ue (V)		400V									
Rated-insulation voltage Ui (V)		800V									
Breaking capacity code		L	M	L	M	H	M	H	M	H	M
Number of poles		3, 4P		3, 4P			3P		3P		3P
Short-circuit interrupting capacity Icu/Ics(kA) 400V AC		50/35	65/42	50/35	65/42	100/65	75/50	100/65	100/65	125/75	150/80

6.Operation Characteristic

The thermodynamic release of circuit breaker provides the feature of inverse time-delay shown on table 1,while the magnetic release is the instantaneous operation as shown on table 2(distribution circuit breaker)and table 3(motor protection circuit breaker).

table 1

Rated current of release(A)	Thermodynamic release(ambient temperature Land+40°C marine+45°C)		Operating current of magnetic release(A)
	1.05In(cold state) Inoperative time(h)	1.3In(heat state) Operative time(h)	
10≤In≤63	≥1	＜1	10In±20%
63＜In≤100	≥2	＜2	
100＜In≤800	≥2	＜2	5In±20% 10In±20%

Rated current of release(A)	Thermodynamic release(ambient temperature Land+40°C marine+45°C)		Operating current of magnetic release(A)
	1.05In(cold state) Inoperative time(h)	1.2In(heat state) Operative time(h)	
10≤In≤225	≥2	＜2	12In±20%
225＜In≤630			

For power distribution

table 2

No.	Test current	I/In	Conventional time	Start status
1	Conventional non-trip current	1.05	2h(In>63A), 1h(In≤63A)	Cold status
2	Conventional trip current	1.3	2h(In>63A), 1h(In≤63A)	Right after test No.1

For motor protection

table 3

No.	Operational current	Conventional time	Start status	Remark
1	1.0In	2h	Cold status	-
2	1.2In	≤2h	Right after test No.1	-
3	1.5In	≤4min	Cold status	10≤In≤225
		≤8min	Cold status	225≤In≤630
4	7.2In	4s≤T≤10s	Cold status	10≤In≤225
		6s≤T≤20s	Cold status	225≤In≤635

7.Accessories

Codes of Acessories			Installation Types			
Name of accessories	Electro magnetism trip	Double trip	EBS1M-63L.M EBS1M-100L.M.H EBS1M-225L.M.H	EBS1M-400L EBS1M-630L.M	EBS1M-400M.H	EBS1M-630H EBS1M-800M.H
			3poles, 4poles	3poles, 4poles	3poles	3poles
No-Accessories	200	300				
Warning contact	208	308	●	●	●	●
Shunt trip	210	310	■	■	■	■
Auxiliary contact	220	320	○	○	○	○
Under-voltage shunt trip	230	330	▲	▲	▲	▲
Auxiliary contact of trip	240	340	■○	■○	■○	○■
Shunt trip under voltage trip	250	350	■▲	■▲	■▲	▲■
2-group auxiliary contact	260	360	○○	○○	○○	○○
Auxiliary contact Under voltage trip	270	370	○▲	○▲	○▲	▲○
Shunt trip Warning contact	218	318	●■	●■		●■
Auxiliary contact Warning contact	228	328	●○	●○	●○	●○
Under voltage trip Warning contact	238	338	●▲	●▲	●▲	▲●
Shunt trip Auxiliaty contact Warning contact	248	348	●○■	●○■		●○■
2-group auxiliary contact Warning contact	268	368	●○○	●○○	●○○	●○○
Auxiliary contact Under voltage trip Warning contact	278	378	●○▲	●○▲	●○▲	▲●○

Note: ○ Auxiliary contact ■ Shunt trip
● Warning contact ▲ Under-voltage trip

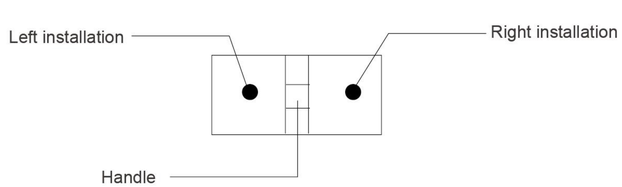



1. Body
2. Plug-in connection
3. Rear panel connection
4. Auxiliary contact
5. Alarm contact
6. Shunt release
7. Under-voltage release
8. Rotary handle operating mechanism
9. Rotary handle operating mechanism
10. Electromagnetic operating mechanism
11. Electric motor operating mechanism

8.Outline and Installation Dimension

EBS1M-63,100,225 Outline and Installation Dimension(front connection)

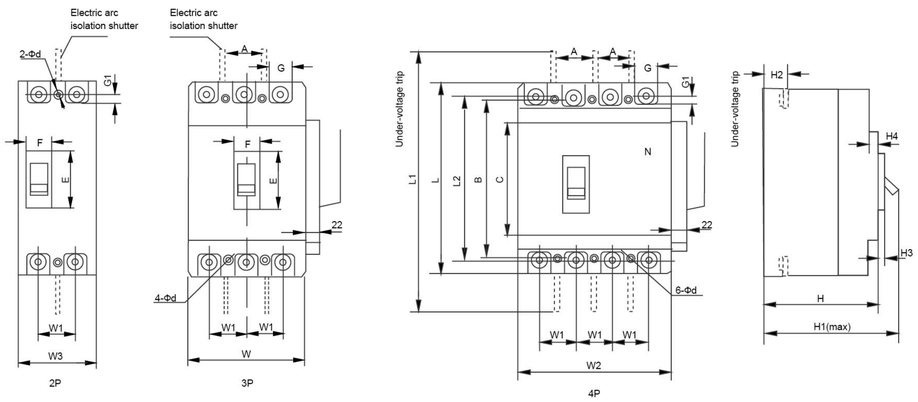

	Model	EBS1M-63L	EBS1M-63M	EBS1M-100L	EBS1M-100M EBS1M-100H	EBS1M-225L	EBS1M-225M EBS1M-225H
Dimensions	C	85	85	84	84	103	103
	E	48	48	50.5	50.5	51	51
	F	22	22	22	22	23	23
	G	14	14	17	17	22	22
	G1	6.5	6.5	7.5	7.5	11.5	11.5
	H	73	81	68	86	86.5	103
	H1	90	98.5	86	103	110	127
	H2	20	27	24	24	24	24
	H3	4	4	4	4	4	4
	H4	6	6	7	7	5	5
	L	135	135	155	155	165	165
	L1	170	173	255	255	360	360
	L2	117	117	136	136	144	144
	W	76	76	90	90	105	105
	W1	25	25	30	30	35	35
	W2	—	102.5	—	120	—	140
	W3	—	—	—	64.5	—	74.5
Installation Dimensions	A	25	25	30	30	35	35
	B	117	117	130	130	126	126
	φd	3.5	3.5	4.5X6	4.5X6	5	5

EBS1M-400,630,800 Outline and Installation Dimensions(front connection)

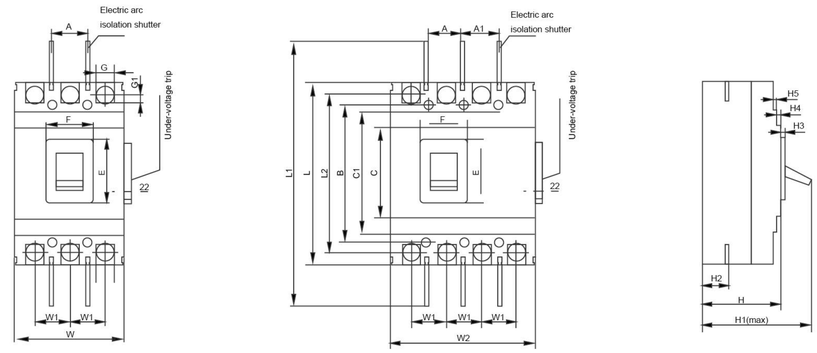

	Model	EBS1M-400L	EBS1M-400M EBS1M-400H	EBS1M-630L	EBS1M-630M	EBS1M-630H EBS1M-800M/H
Dimensions	C	102	129	134	134	154
	C1	179	175	184	184	204
	E	90	89	89	89	106
	F	62	65	65	65	66
	G	28	30.5	40	40	44
	G1	13	10.5	13.5	13.5	12.5
	H	104	107	111	111	107
	H1	155	450	160	160	148
	H2	38	39	44	44	33
	H3	6	6	6	6	4.5
	H4	6	4.5	3.5	3.5	4.5
	H5	2.5	4.5	4.5	4.5	8
	L	257	257	270	270	280
	L1	457	457	470	470	470
	L2	225	225	234	234	243
	W	140	150	182	182	210
	W1	44	44	58	58	70
	W2	198	—	240	—	—
Installation Dimensions	A	44	44	58	58	70
	A1	50	—	58	—	—
	B	194	194	200	200	243
	φd	7	7	7	7	7

EBS1M-63,100,225 Outline and installation dimension (Back connection)

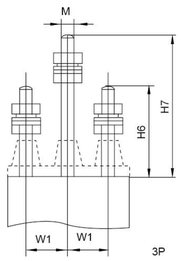

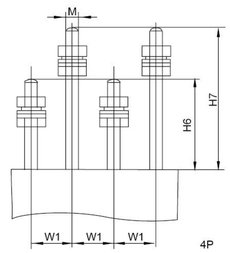

Back connection chart

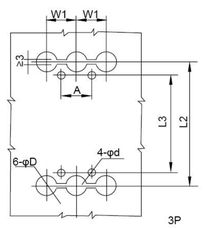

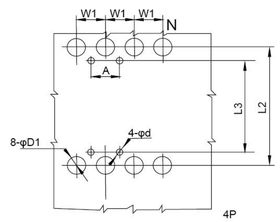

EBS1M-400、630、800 Outline and installation dimension(Back connection)

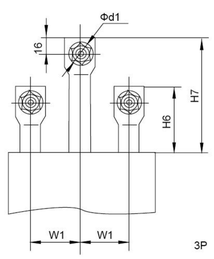

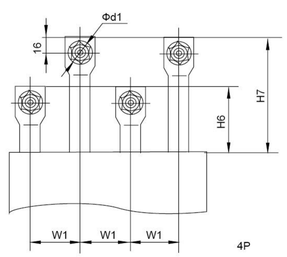

Insert style

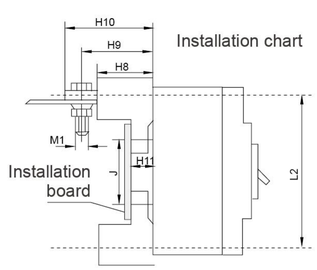

Installation board chart

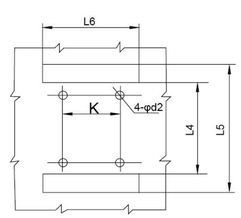

	Model	EBS1M-63L EBS1M-63M	EBS1M-100L EBS1M-100M EBS1M-100H	EBS1M-225L EBS1M-225M EBS1M-225H	EBS1M-400L	EBS1M-400M EBS1M-400H	EBS1M-630L EBS1M-630M	EBS1M-630H EBS1M-800M EBS1M-800H
Dimensions of back connection & insert type	A	25	30	30	44	44	58	70
	Φd	3.5	4.5x6(long hole)	5.5	7	7	7	7
	Φd1	—	—	—	φ12.5	φ12.5	φ16.5	φ16.5
	Φd2	6	8	8	9	9	9	12
	ΦD	8	24	26	31	33	37	37
	ΦD2	8	16	20	33	37	37	37
	H6	44	68	66	60	65	65	48
	H7	66	108	110	120	120	125	125
	H8	28	51	51	61	60	60	87
	H9	38	68	72	—	83.5	93	—
	H10	44	79	91	99	106.5	112	106
	H11	8.5	17.5	17.5	22	21	21	26.5
	L2	117	132	144	225	225	234	243
	L3	117	108	126	194	194	200	243
	L4	97	95	93	165	163	165	173
	L5	138	180	190	285	285	302	305
	L6	80	95	110	145	155	185	215
	M	M6	M8	M10	—	—	—	—
	K	50.2	60	70	60	60	100	90
	J	60.7	62	54	129	129	123	143
	M1	M5	M8	M8	M10	M10	M12	M14
	W1	25	30	35	44	44	58	70

9.Order Note

Following items should be marked when ordering	Ordering sample
Product name, model & frame level Poles, breaking capacity Rated current, adjustable type Quantity	To order the EBS1M Moulded Case Circuit Breaker, 3P, frame level is 400A, high breaking capacity 50kA, rated current is 350A with fixed type, and quantity is 100 pieces, should be marked: MCCB EBS1M-400H/3P350, 100PCS.